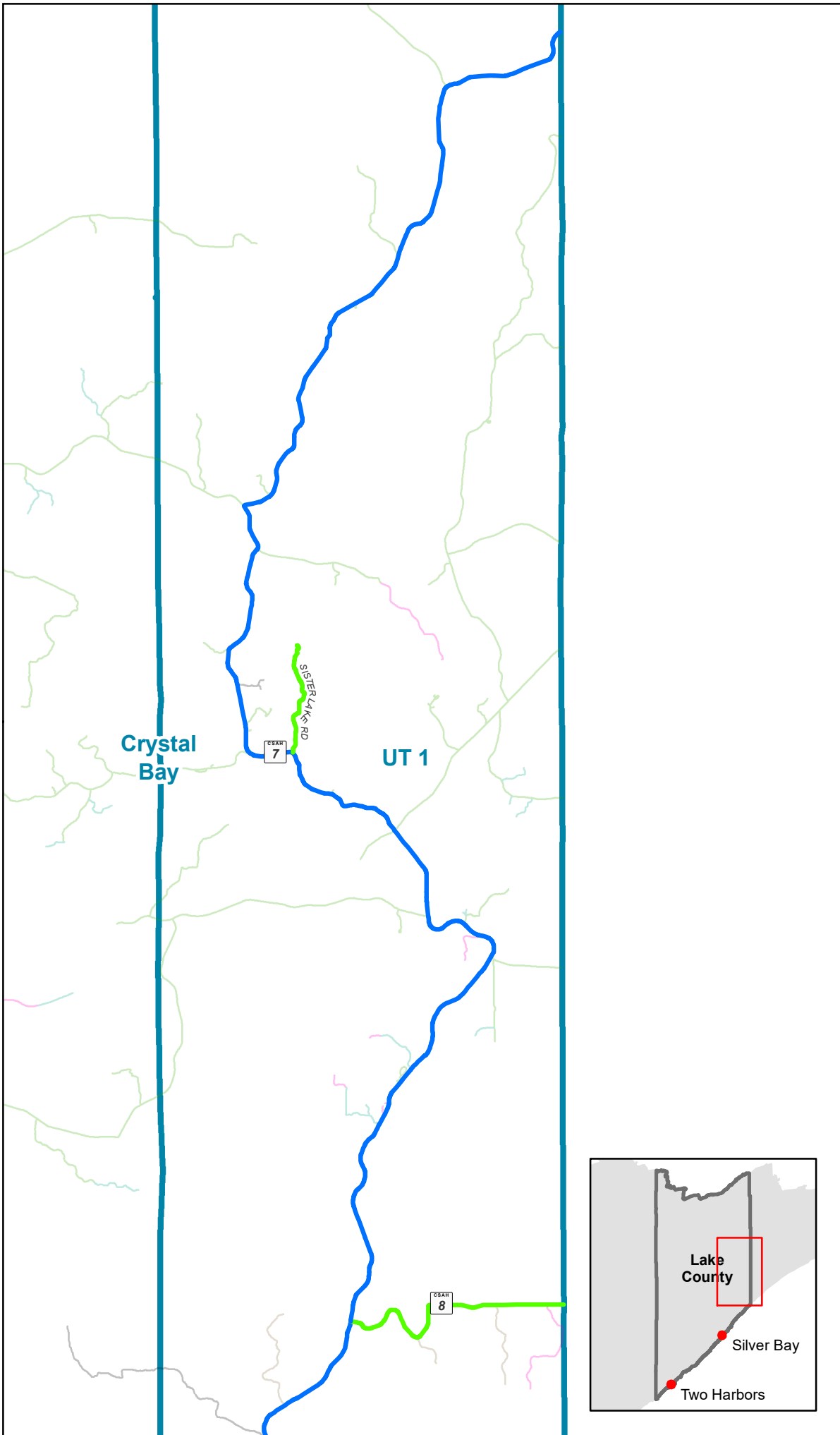


Lake County Road Weight Restrictions Spring 2017

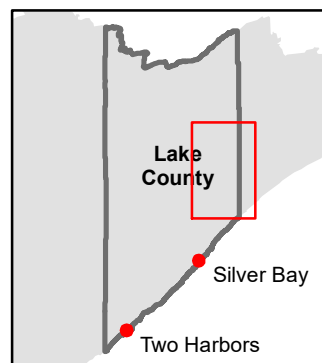
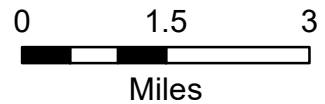
for County-Managed Roads

Spring Road Restrictions per axle

-  5 tons
-  7 tons
-  9 tons
-  10 tons



1 inch = 2 miles
1:127,000



Author
Lake County, 2/22/2017

Data Source
Lake County, MN; Google

Disclaimer
Map and/or data is public domain in accordance with Section 466.03, subdivision 21 of Minnesota State Statute.

Map and/or data not appropriate for use in establishment of property boundaries, in property descriptions, or for any legal purposes; not appropriate for navigation; not for use by third parties.

Lake County, MN makes no representation or warranties, expressed or implied, with respect to the use or reuse of the map and/or data provided herewith, regardless of format or the means of transmission. Map and/or data provided "as is" with no guarantee or representation of accuracy, currency, suitability, performance, merchantability, reliability, or fitness for any particular purpose. Lake County, MN shall not be liable for any direct, indirect, special, incidental, compensatory, or consequential damages or third party claims that result from the use of this map and/or data, even if Lake County, MN has been advised of the possibility of potential loss or damage. This map and/or data may not be used in states that do not allow this exclusion or limitation of incidental or consequential damages.